

## Microcredential | Collaborative Pathways to Inclusive Education

### Application Support in 9 steps

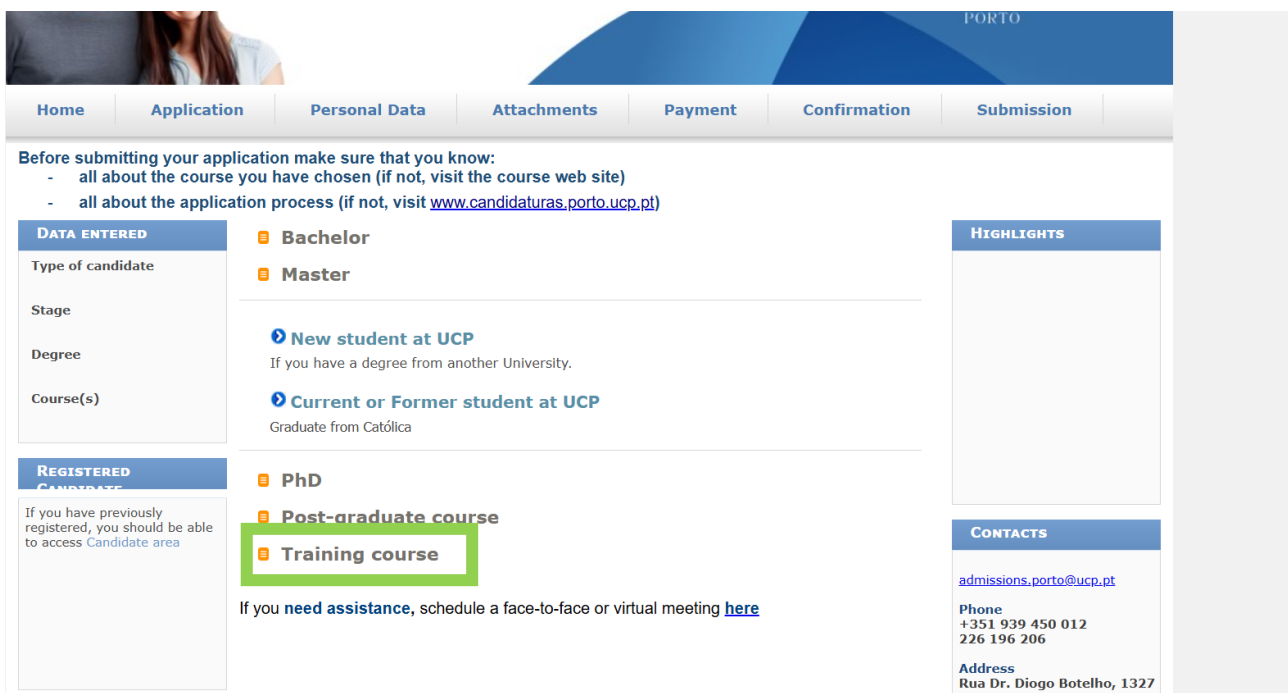
Step 1 – Select the English language in the top left corner



Esta área destina-se à **submissão da sua candidatura**. Seleccione o tipo de curso/ candidatura pretendido.

<p><b>DADOS REGISTADOS</b></p> <p>Tipo de Candidato</p> <p>Fase</p> <p>Grau</p> <p>Curso(s):</p>	<ul style="list-style-type: none"> <li><input type="checkbox"/> Doutoramento</li> <li><input type="checkbox"/> Formação Avançada</li> <li><input checked="" type="checkbox"/> Formação Avançada</li> <li><input type="checkbox"/> Licenciatura</li> <li><input type="checkbox"/> Mestrado</li> <li><input type="checkbox"/> Pós-Graduação</li> </ul>	<p><b>DESTAQUES</b></p> <p>Certifique-se que as candidaturas ao(s) curso(s) pretendido(s) se encontram abertas</p> <p>939 450 000/012</p> <p><a href="mailto:candidaturas.porto@ucp.pt">candidaturas.porto@ucp.pt</a></p> <p><a href="mailto:admissions.porto@ucp.pt">admissions.porto@ucp.pt</a></p>
<p><b>CANDIDATO REGISTADO</b></p> <p>Se já efetuou o seu registo anteriormente deverá passar a aceder à área do candidato</p>	<p>Se precisar de apoio, <a href="#">agende um atendimento</a> virtual ou presencial <a href="#">aqui</a></p>	

Step 2 – Select the Training Course option




Before submitting your application make sure that you know:

- all about the course you have chosen (if not, visit the course web site)
- all about the application process (if not, visit [www.candidaturas.porto.ucp.pt](http://www.candidaturas.porto.ucp.pt))

<p><b>DATA ENTERED</b></p> <p>Type of candidate</p> <p>Stage</p> <p>Degree</p> <p>Course(s)</p>	<ul style="list-style-type: none"> <li><input type="checkbox"/> Bachelor</li> <li><input type="checkbox"/> Master</li> <li><input checked="" type="checkbox"/> <b>Training course</b></li> </ul>	<p><b>HIGHLIGHTS</b></p>
<p><b>REGISTERED CANDIDATE</b></p> <p>If you have previously registered, you should be able to access Candidate area</p>	<p><b>CONTACTS</b></p> <p><a href="mailto:admissions.porto@ucp.pt">admissions.porto@ucp.pt</a></p> <p>Phone +351 939 450 012 226 196 206</p> <p>Address Rua Dr. Diogo Botelho, 1327 4169-005 Porto</p>	

### Step 3 – Select the Training option



Home   Application   Personal Data   Attachments   Payment   Confirmatio

Before submitting your application make sure that you know:

- all about the course you have chosen (if not, visit the course web site)
- all about the application process (if not, visit [www.candidaturas.porto.ucp.pt](http://www.candidaturas.porto.ucp.pt))

DATA ENTERED	
Type of candidate	<input type="checkbox"/> Bachelor
Stage	<input type="checkbox"/> Master
Degree	<input type="checkbox"/> PhD
Course(s)	<input type="checkbox"/> Post-graduate course
	<input type="checkbox"/> Training course

---

Training

---

REGISTERED CANDIDATE

**Step 4** – Complete the section regarding your **previous degree** and fill in the **Course(s)** information as follows:

**School Year:** 2025/2026

**Call:** 3st stage

**Degree(s):** Formation

**Option #1:** Faculty of Education and Psychology

**Course:** Collaborative Pathways to Inclusive Education

Then click **Next**.

[← Previous](#) [Next →](#)

**Previous degree**

Country : \* Portugal ▼

Type of institution : \* Private ▼

Institution : \* Personal Data

Type of course : \* Graduation ▼

Name of course : \* Personal data

Year of completion :  Final grade :

---

**Course(s)**

School year : \* 2025/26 ▼

Call : \* 3st stage ▼ Degree(s) : \* Formation ▼

Option #1 : \* Faculty of Education and Psychology ▼ Course : \* Collaborative Pathways to Inclusive Education ▼

\* Required fields

**Step 5** – Fill in your personal details as indicated in the figure provided.

To proceed with your application, please fill in all the **mandatory fields** (identified with **\***) and, at the end, click on **Next** (lower right side of the page).

**DATA ENTERED**

Previous Next

**Personal data**

Full name : \* Personal data

Date of birth : \* Country of Origin : Portuguese

Nationality : \* Portuguese

Gender : \*  Male  Female Tax country : \* Portugal

Job Title : -- Chose one -- Taxpayer number : \*

Professional status : -- Chose one --

Civil status : -- Chose one -- District : -- Chose one --

County : -- Chose one --

**Document**

Document : \* Portuguese Citizen Card Number : \*

Place of issuance : -- Chose one -- Expiration date :

**Contacts**

Address : \*

Country : \* -- Chose one --

Postal Code : City : \* District : -- Chose one --

County : -- Chose one --

Phone number :

**HIGHLIGHTS**

Fill in all the mandatory fields (\*)

Contact: [admissions.porto@ucp.pt](mailto:admissions.porto@ucp.pt)

**CONTACTS**

[admissions.porto@ucp.pt](mailto:admissions.porto@ucp.pt)

Phone  
+351 939 450 012  
226 196 206

Address  
Rua Dr. Diogo Botelho, 1327  
4169-005 Porto  
Portugal

**Step 6** – At the bottom of the page, to accept the Terms of Agreement, type "SIM" in the corresponding box (this means "Yes").

### Data Protection

Terms of \* agreement :

Please write **"SIM"** (Yes) in the **"Terms of agreement"** box to declare that you have read and accept the terms of confidentiality and processing personal data. This data will be processed and stored in digital format.

The information provided is confidential and will be used exclusively for administrative purposes and for the purposes listed [here](#).

Previous

Next

**Step 7** – Upload the required documentation according to the call guidelines:

- **ID copy**
- **Bachelor’s degree certificate** (to be uploaded under *Diploma or qualification certificate*)  
**or**
- **Enrolment statement** (for students who are still completing their bachelor’s degree) – to be uploaded under *Transcript of Records*
- **Statement from the employer** (university or polytechnic institution) or equivalent document proving professional or institutional affiliation – to be uploaded under *Other documents*

attached in order to complete your application.

[Previous](#)

[Next](#)

### Attachments

Maximum allowed size: **5.00 MB**  
Formats allowed: **pdf,doc,docx,jpeg,jpg,png**

New file attachment will overwrite existing file.

#### 01- ID Copy \*

Remove

Attach

#### 06- Transcript of Records

(Submission deadline: 25/05/2026)

Remove

Attach

#### 22 - Other documents

(Submission deadline: 25/05/2026)

Remove

Attach

#### 43-05- Diploma or qualification certificate

(Submission deadline: 25/05/2026)

Remove

Attach

\* **Required fields**

**Step 8 – Do not fill in this section and click Next**, unless you are not a member of the T4EU alliance and wish to issue the tuition fee invoice to an entity other than yourself. In that case, complete the personal data and select Other data for billing purposes.

Other data for billing purposes

Full name: \*

Tax country: \*  number: \* Taxpayer

Address 1: \*

City: \*

Postal Code: \*  -

**\* Required fields**

The data is mandatory, only if you wish to indicate another entity for invoicing.

[← Previous](#)

[Next →](#)

**Step 9** – Review and confirm all information, **enter the verification code** requested at the bottom of the page, then click the **Confirm** button to submit your application. You will then be successfully registered.

**Note:** You will receive a confirmation email from: **sa.porto@ucp.pt**

**Call and Degree**

Call : **1st stage**

Degree(s) : **Formation**

**Course(s)**

Faculty of Education and Psychology  
**Collaborative Pathways to Inclusive Education**

**Attachments**

[Change](#)

**Attachments**

01- ID Copy	<b>Attached</b>
<b>NOTICE_FEP_Microcredencial_Collaborative Pathways.pdf</b>	
06- Transcript of Records	(Submission deadline: 25/05/2026)
<b>Digital format document missing</b>	
22 - Other documents	(Submission deadline: 25/05/2026)
<b>Digital format document missing</b>	
43-05- Diploma or qualification certificate	(Submission deadline: 25/05/2026)
<b>Digital format document missing</b>	


**Payment**

[Modify](#)

**Invoice data**

Alternative payment details missing.

To complete your application, you must confirm that all the information provided is correct, and enter the confirmation code below.



Enter the displayed code:

Confirm



To validate your application, please confirm that all the information is correct and select the option "Finish".